

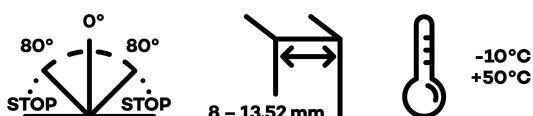
VT 101E10 NF

for double action residential and heavy-duty glass doors up to 100 kg without brake



Product features

- hydraulic hinge
- with closing speed adjustment
- with final latch adjustment
- designed for pivoting applications
- stop at + 90° and - 90°
- automatic closing from + 80° and - 80°



Technical data

Property	Value
Load capacity	100,0 kg
Opening angle	+/- 90°
Hold open	+ 90°, - 90°
Automatic closing	+ 80°, - 80°
Glass thickness	8 - 13,52 mm
Temperature resistance	- 10,0°C to + 50,0°C
Max. door width	1000,0 mm

Quality marks

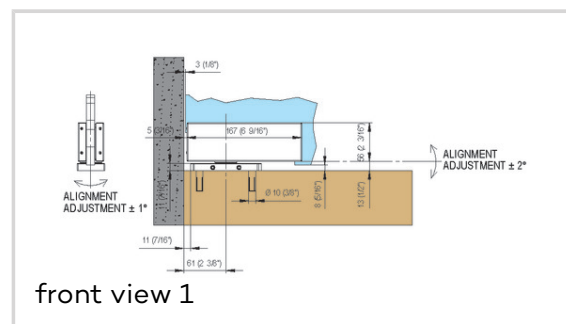


TÜV certification

Classification code

4 8 3/5¹ 0 1 4

¹ The front digit indicates the torques achieved and the efficiency, the rear digit indicates the maximum door weight in accordance with EN 1154:2006. All other technical characteristics are specified in the technical data sheets.



VERTO - VT 101E10 NF

Notes

The self-closing function works from a range of 70° - 80° open position of the door.

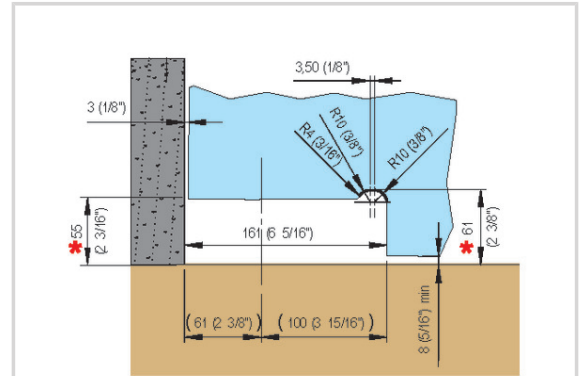
The closing is soft for the first 20° and becomes speed-adjustable from 60° up to complete closing.

Combinations

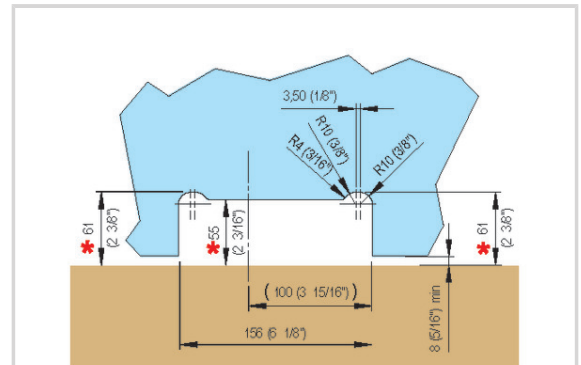
VT 100E10 C
VT 100E20
VT 100E25

Item versions

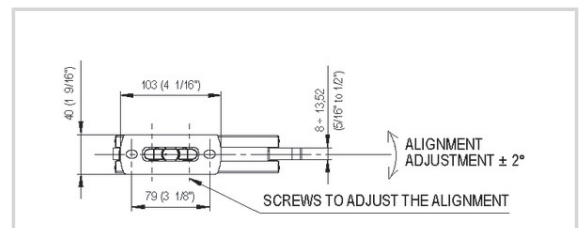
Finish	raw (CO 000)
VPE	pack of 1
DIN	DIN right and left hand
Article number	D101E10NF
EAN	8056895026818



front view 2



front view 3



cross section 1