

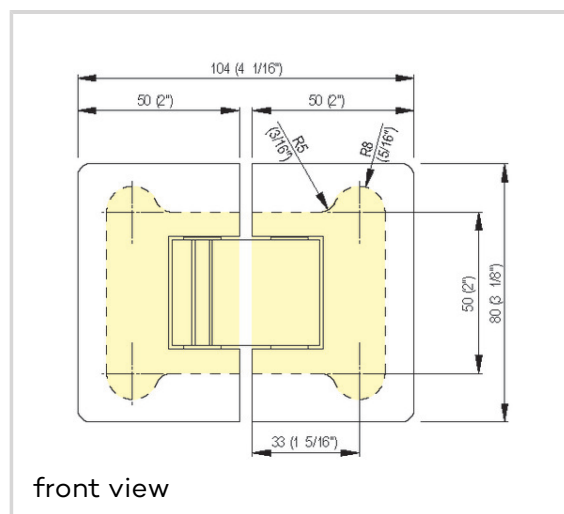
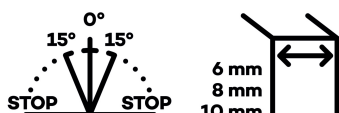
CO 8505 Final latch

with central fixing (glass-glass) for double action shower glass doors



Product features

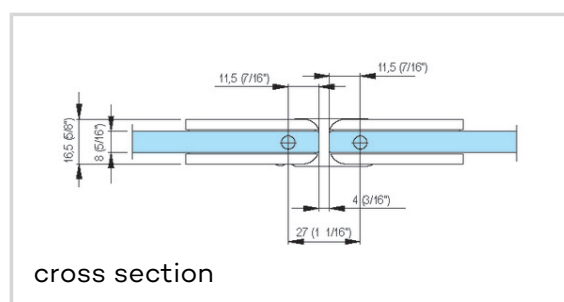
- clicking hinge
- for use with glass-glass combinations
- for double action doors
- stop at + 90° and - 90°
- automatic closing from + 15° and - 15°



front view

Technical data

Property	Value
Load capacity	45,0 kg
Opening angle	+/- 90°
Hold open	+ 90°, - 90°
Automatic closing	+ 15°, - 15°
Glass thickness	6 mm, 8 mm, 10 mm
Max. door width	900,0 mm



cross section

Notes

COLLIO - CO 8505 Final latch

For doors with weight higher than 40 kg and a width over 700 mm we suggest to use 3 hinges.

Item versions

Finish	similar satin stainless steel, PVD coated (CO 013)
VPE	pack of 2
DIN	DIN right and left hand
Article number	850513
EAN	8056895013078
Finish	polished chromed (CO 014)
VPE	pack of 2
DIN	DIN right and left hand
Article number	850514
EAN	8056895013085
Finish	matt gray, liquid electrostatic coated (CO 015)
VPE	pack of 2
DIN	DIN right and left hand
Article number	850515
EAN	8056895013092
Finish	similar polished gold, PVD coated (CO 016)
VPE	pack of 2
DIN	DIN right and left hand
Article number	850516
EAN	8056895013115
Finish	similar matt gold, coated (CO 017)
VPE	pack of 2
DIN	DIN right and left hand
Article number	850517
EAN	8056895013122
Finish	RAL 9005 jet black matt, liquid

COLLIO - CO 8505 Final latch

VPE	electrostatic coated (CO 062)
DIN	pack of 2
Article number	DIN right and left hand
EAN	850562
	8056895013139
Finish	RAL 9010 pure white matt, liquid electrostatic coated (CO 088)
VPE	pack of 2
DIN	DIN right and left hand
Article number	850588
EAN	8056895013153
Finish	RAL 9016 traffic white matt, liquid electrostatic coated (CO 095)
VPE	pack of 2
DIN	DIN right and left hand
Article number	850595